

---

**Title**

Material Submittal for Test &  
Drain Valve

**Brand**

Giacomini

# **Index**

- ***Technical Data Sheets (Catalogues).***
- ***UL Certificate.***
- ***Previous Approval.***

***Technical Data  
Sheets (Catalogues).***



**5**

## Specialties

- **A58** Automatic ball drip
- **A59** Line-tester
- **R910** Full port ball valve
- **A61** Test and drain valve

300 PSI rated pressure

**A61**







## TEST AND DRAIN VALVE

## FEMALE x FEMALE

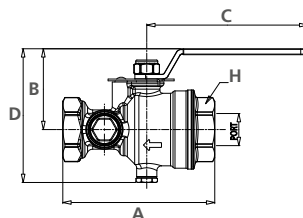
It combines the function of testing and draining the system.

**Standard equipment:**

Female NPT inlet and outlet, forged brass body, chrome plated ball with PTFE seats.

SIZE	CERTIFICATIONS
1"	  LISTED 36Y7
1 1/4"	  LISTED 36Y7
2"	  LISTED 36Y7

	1" & 1 1/4"	2"
C (PLUG)	1/4"	1/4"
PORT	1 1/16"	1 12/16"
A	5 1/32"	6 6/32"
B	2 43/64"	4"
C	5 11/32"	6 26/32"
D	4 27/64"	6 21/64"
H	1 57/64"	2 40/64"



a/b	ORIFICE	K FACTOR
1"	3/8"	2.8
1"	7/16"	4.2
1"	1/2"	5.6
1"	17/32"	8.0
1 1/4"	3/8"	2.8
1 1/4"	7/16"	4.2
1 1/4"	1/2"	5.6
1 1/4"	17/32"	8.0
1 1/4"	5/8"	11.2
1 1/4"	3/4"	14.0
2"	7/16"	4.2
2"	1/2"	5.6
2"	17/32"	8.0
2"	5/8"	11.2
2"	3/4"	14.0
2"	15/16"	16.8
2"	1 5/64"	22.4
2"	1 9/64"	25.2

300 PSI rated pressure

**A61**



## TEST AND DRAIN VALVE

## GROOVE x GROOVE

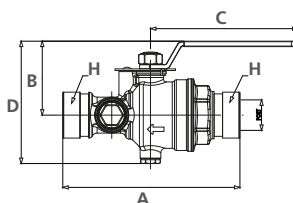
It combines the function of testing and draining the system.

**Standard equipment:**

Groove inlet and outlet, forged brass body, chrome plated ball with PTFE seats.


SIZE	CERTIFICATIONS
1 1/4"	  LISTED 36Y7
2"	  LISTED 36Y7

	1 1/4"	2"
C (PLUG)	1/4"	1/4"
PORT	1 1/16"	1 12/16"
A	6 13/32"	7 17/32"
B	2 43/64"	4"
C	5 11/32"	6 26/32"
D	4 27/64"	6 21/64"
H	1 1/4" GROOVE	2" GROOVE



a/b	ORIFICE	K FACTOR
1 1/4"	3/8"	2.8
1 1/4"	7/16"	4.2
1 1/4"	1/2"	5.6
1 1/4"	17/32"	8.0
1 1/4"	5/8"	11.0
1 1/4"	3/4"	14.0
2"	7/16"	4.2
2"	1/2"	5.6
2"	17/32"	8.0
2"	5/8"	11.2
2"	3/4"	14.0
2"	15/16"	16.8
2"	1 5/64"	22.4
2"	1 9/64"	25.2

# PRODUCTS INSTALLATION



1



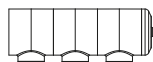
Straight two-way male outlet

4



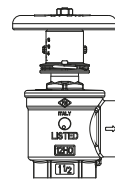
Plate Auto. SPKR.  
/Plate Stand pipe

5




Manifold

6



Pressure restricting valve

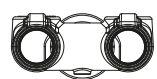
7



Angle pressure reducing valve



Angle hose valve



Straight concealed siamese/90° concealed siamese



Check snoot

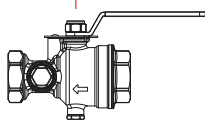


Hose rack mounting nipple

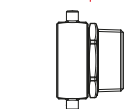


Reducer

2

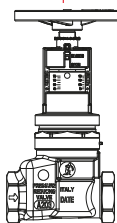


Test and drain



Male open snoot

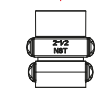
3



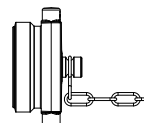
Straight pressure reducing valve



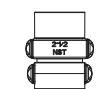
Female to male reducing



Coupling



Plug and chain



Coupling



Adjustable fog nozzle



Adjustable fog nozzle



**GIACOMINI S.p.A.** Via per Alzo, 39  
28017 - San Maurizio d'Opaglio (NO) - ITALY  
Tel. (+39) 0322 923111 - [www.giacomini.com](http://www.giacomini.com)

# ***UL Certificate.***




# VEHZ.EX4430 - Drain Fittings, Special Type

## Drain Fittings, Special Type

**GIACOMINI SPA**

VIA PER ALZO 39  
S MAURIZIO D'OPAGLIO, NO 28017 Italy

EX4430

Trademark and/or Tradename: 

Note: For additional marking information, refer to the [Guide Information Page](#).

*View model for additional information*

Model(s): [A61](#), [A62](#)

Last Updated on 2023-01-11

---

The appearance of a company's name or product in this database does not in itself assure that products so identified have been manufactured under UL Solutions' Follow - Up Service. Only those products bearing the UL Mark should be considered to be Certified and covered under UL Solutions' Follow - Up Service. Always look for the Mark on the product.

UL Solutions permits the reproduction of the material contained in Product iQ subject to the following conditions: 1. The Guide Information, Assemblies, Constructions, Designs, Systems, and/or Certifications (files) must be presented in their entirety and in a non-misleading manner, without any manipulation of the data (or drawings). 2. The statement "Reprinted from Product iQ with permission from UL Solutions" must appear adjacent to the extracted material. In addition, the reprinted material must include a copyright notice in the following format: "©2023 UL LLC."

***Previous Approvals.***

<b>OWNER</b>	<b>CONSULTANT</b>	<b>CONTRACTOR</b>
 <b>شركة البناء المعمر</b> العفارية <b>AI BINA' AI MUAMMAR</b>	 <b>هاشم عبد الحكيم</b> للاستشارات الهندسية واستشارات السلامة	 <b>شركة أزيدك</b> لأجهزة السلامة

<b>PROJECT NAME:</b> Rusd Towers	<b>LOCATION:</b> JEDDAH
----------------------------------	-------------------------

**MATERIAL SUBMITTAL / APPROVAL SHEET**

<input checked="" type="checkbox"/> <b>NEW SUBMITTAL</b>	<input type="checkbox"/> <b>RE-SUBMITTAL</b>	<b>SUBMITTAL DATE:</b> 27/02/2023	<b>SUBMITTAL NO.:</b> MS-Mech-11	<b>REV.:</b> 01
--	--	-----------------------------------	----------------------------------	-----------------

<b>PURPOSE OF SUBMITTAL</b>	<input checked="" type="checkbox"/> <b>FOR APPROVAL</b>	<input type="checkbox"/> <b>FOR COMMENTS</b>	<input type="checkbox"/> <b>FOR INFORMATION</b>
<b>DISCIPLINE:</b>	<input checked="" type="checkbox"/> <b>MECHANICAL</b>	<input checked="" type="checkbox"/> <b>Firefighting</b>	<input type="checkbox"/> <b>CIVIL</b>
	<input type="checkbox"/> <b>H. V. A. C.</b>	<input type="checkbox"/> <b>PLUMBING</b>	<input type="checkbox"/> <b>ELECTRICAL</b>
		<input type="checkbox"/> <b>OTHERS...</b>	<b>Specify:</b> <u>Firefighting</u>


<b>MATERIAL NAME:</b>	<b>Test &amp; Drain Valve</b>	<b>ORIGIN:</b>	
<b>BOQ. REFERENCE:</b>		<b>MANUFACTURER/SUPPLIER:</b>	Giacomini
<b>SPECS. REF.:</b>		<b>SUPPLIER:</b>	
<b>DRAWING REF.:</b>		<b>MATERIAL DELIVERY PERIOD:</b>	Stock
<b>LOCATION:</b>	JEDDAH	<b>MATERIAL REQUIRED AT SITE:</b>	Rusd Towers
<b>QUANTITY:</b>		<b>SAMPLE ATTACHMENT:</b>	
<b>B. S. REFERENCE:</b>		<b>CERTIFICATE ATTACHMENT:</b>	



WARRANTY FROM THE MANUFACTURER / SUPPLIER:

CONTRACTORS REMARKS (if any):

CONSULTANTS COMMENTS:

Installation must be according to NFPA requirements.



<b>CONTRACTOR</b>	<b>CONSULTANT</b>
<b>NAME:</b> Mohamed Rabea	<b>NAME:</b> Mohamed Akar
<b>POSITION:</b> Mechanical Engineer	<b>POSITION:</b> Consultant Engineer
<b>SIGNATURE:</b>	<b>SIGNATURE:</b> 
<b>DATE:</b> 20/02/2023	<b>DATE:</b> 01/03/2023
<b>APPROVAL STATUS:</b>	<input checked="" type="checkbox"/> <b>A MATERIAL APPROVED</b> <input checked="" type="checkbox"/> <b>B APPROVED WITH COMMENTS</b> <input type="checkbox"/> <b>C MATERIAL REJECTED</b>
<b>RECEIVED BY:</b> (CONSULTANT)	<b>RECEIVED BY:</b> (CONTRACTOR)
<b>SIGNATURE:</b> 	<b>SIGNATURE:</b>
<b>DATE:</b> 01/03/2023	<b>DATE:</b>

<b>OWNER</b>	<b>CONSULTANT</b>	<b>CONTRACTOR</b>
 المراكز العربية Arabian Centres		 أزيدك

<b>PROJECT NAME: DANUBE - JEDDAH PARK</b>	<b>LOCATION: JEDDAH</b>
---	-------------------------

**MATERIAL SUBMITTAL / APPROVAL SHEET**

<input checked="" type="checkbox"/> <b>NEW SUBMITTAL</b>	<input type="checkbox"/> <b>RE-SUBMITTAL</b>	<b>SUBMITTAL DATE: 22/3/2022</b>	<b>SUBMITTAL NO.: MS-MECH-10</b>	<b>REV.: 00</b>
<b>PURPOSE OF SUBMITTAL</b> <input checked="" type="checkbox"/> <b>FOR APPROVAL</b> <input type="checkbox"/> <b>FOR COMMENTS</b> <input type="checkbox"/> <b>FOR INFORMATION</b>				
<b>DISCIPLINE:</b> <input checked="" type="checkbox"/> <b>MECHANICAL</b> <input checked="" type="checkbox"/> <b>Firefighting</b> <input type="checkbox"/> <b>CIVIL</b> <input type="checkbox"/> <b>ELECTRICAL</b>				
<input type="checkbox"/> <b>H. V. A. C.</b> <input type="checkbox"/> <b>PLUMBING</b> <input type="checkbox"/> <b>OTHERS...</b> Specify: FireFighting				

<b>MATERIAL NAME:</b>	<b>Test And Drain Valve</b>	<b>ORIGIN:</b>	
<b>BOQ. REFERENCE:</b>		<b>MANUFACTURER/SUPPLIER:</b>	<b>Giacomini</b>
<b>SPECS. REF.:</b>		<b>SUPPLIER:</b>	
<b>DRAWING REF.:</b>		<b>MATERIAL DELIVERY PERIOD:</b>	<b>Stock</b>
<b>LOCATION:</b>	<b>JEDDAH</b>	<b>MATERIAL REQUIRED AT SITE:</b>	<b>Danube Jeddah PARK</b>
<b>QUANTITY:</b>		<b>SAMPLE ATTACHMENT:</b>	
<b>B. S. REFERENCE:</b>		<b>CERTIFICATE ATTACHMENT:</b>	

**WARRANTY FROM THE MANUFACTURER / SUPPLIER:**

**CONTRACTORS REMARKS (if any):**

**CONSULTANTS COMMENTS:**

APPROVED TEST AND DRAIN VALVE GIACOMINI TYPE AS PER CATALOGUE UL/FM  
 INSTALLATION SHOULD BE AS PER NFPA CODE

<b>CONTRACTOR</b>	<b>CONSULTANT</b>
<b>NAME:</b> Mohamed Rabie	<b>NAME:</b>
<b>POSITION:</b> Mechanical Engineer	<b>POSITION:</b> Consultant Engineer
<b>SIGNATURE:</b>	<b>SIGNATURE:</b>
<b>DATE:</b> 22/3/2022	<b>DATE:</b>



**APPROVAL STATUS:**  **A MATERIAL APPROVED**  **B APPROVED WITH COMMENTS**  **C MATERIAL REJECTED**

<b>RECEIVED BY:</b>	<b>SIGNATURE:</b> MOHAMED EDREES	<b>RECEIVED BY:</b>	<b>SIGNATURE:</b>
<b>(CONSULTANT)</b>	<b>DATE:</b> 20/3/2022	<b>(CONTRACTOR)</b>	<b>DATE:</b>